

Oregon **TECH**

Welcome to
Convocation **2015**

Oregon **TECH**

Executive Staff
Introductions

Convocation **2015**

Oregon **TECH**

President's Staff
Introductions

Convocation **2015**

Oregon **TECH**

Faculty and
Faculty Support Staff
Introductions

Convocation **2015**

Oregon **TECH**

Faculty
Promotions

Convocation **2015**

Oregon **TECH**

Finance & Administration
Staff **Introductions**

Convocation **2015**

Oregon **TECH**

Student Affairs Staff Introductions

Convocation **2015**

Head Shots for Department Web Pages

Bill Goloski will be taking professional “head shots” photos for anyone who is interested, in Dining Area until 1pm TODAY!



New Faculty and Staff Receptions

Wilsonville: Tuesday, September 29 at 11:30 am

Klamath Falls: Thursday, October 1 at 4:30 pm

Great opportunity to meet executive staff, department chairs, and fellow new hires.

Please **RSVP to Adria** if you plan on attending:
Adria.Paschal@oit.edu



New Student Orientation Lunch

Lunch: **Thursday, September 24 at 11:30 am**

Fill out and leave RSVP card on your table.



Oregon **TECH**

Student Affairs
**Most Valuable Partner
Award**

Convocation **2015**

Oregon **TECH**

Thank you
Library Staff!

Shaw Historical Library Board of Governors

Convocation **2015**

Oregon **TECH**

Faculty
Achievement Awards

Oregon Tech Foundation

Convocation **2015**

Oregon **TECH**

Staff

Alumni Engagement Award

Oregon Tech Foundation

Convocation **2015**

Oregon **TECH**

Faculty

Alumni Engagement Award

Oregon Tech Foundation

Convocation **2015**

Oregon **TECH**

Classified Staff
Award

Convocation **2015**

Oregon **TECH**

President's Staff
Award

Convocation **2015**

Oregon **TECH**

Marks of Service **Recognitions**

Convocation **2015**

Oregon **TECH**

Hustlin' Together: One University United

Chris Maples, Oregon Tech President

Convocation 2015

September 18

Oregon Tech: This is Us!

University's reputation built on efforts and accomplishments of faculty, staff, and students

RECENT EXAMPLES:

- Clinical Lab Science accreditation
- ABET accreditation
- Respiratory Care accreditation
- Teaching Awards (Dr. Lindgren, Dr. St.Clair)

Oregon **TECH**
Convocation



This, too, is Us!

Teaching excellence seen in student recognition

RECENT EXAMPLES:

- Catalyze Klamath
- Civil Engineering (Steel Bridge, Concrete Canoe, Traffic Bowl)
- CleanTech Challenge
- SWE Award
- Business Strategy Competition



Kickin' the "Secret" to the Curb

- **US News & World Report Rankings:**
 - **#1 Best Western Regional Public (out of 15 states)**
 - #5 Best Western College
 - #46 Best Undergraduate Engineering Nationally (#18 among publics)
 - Top 50 Adult Education Schools Nationally
- **Recognized in other Rankings for:**
 - Student Return on Investment
 - Best Bang for the Buck
 - Welcoming of Veterans



Owning a Footprint that Others Envy

Klamath Falls

2,600 by 2020
+370

Wilsonville

1,150 by 2020
+325

Stem focused
Students first
Graduate success

On-line

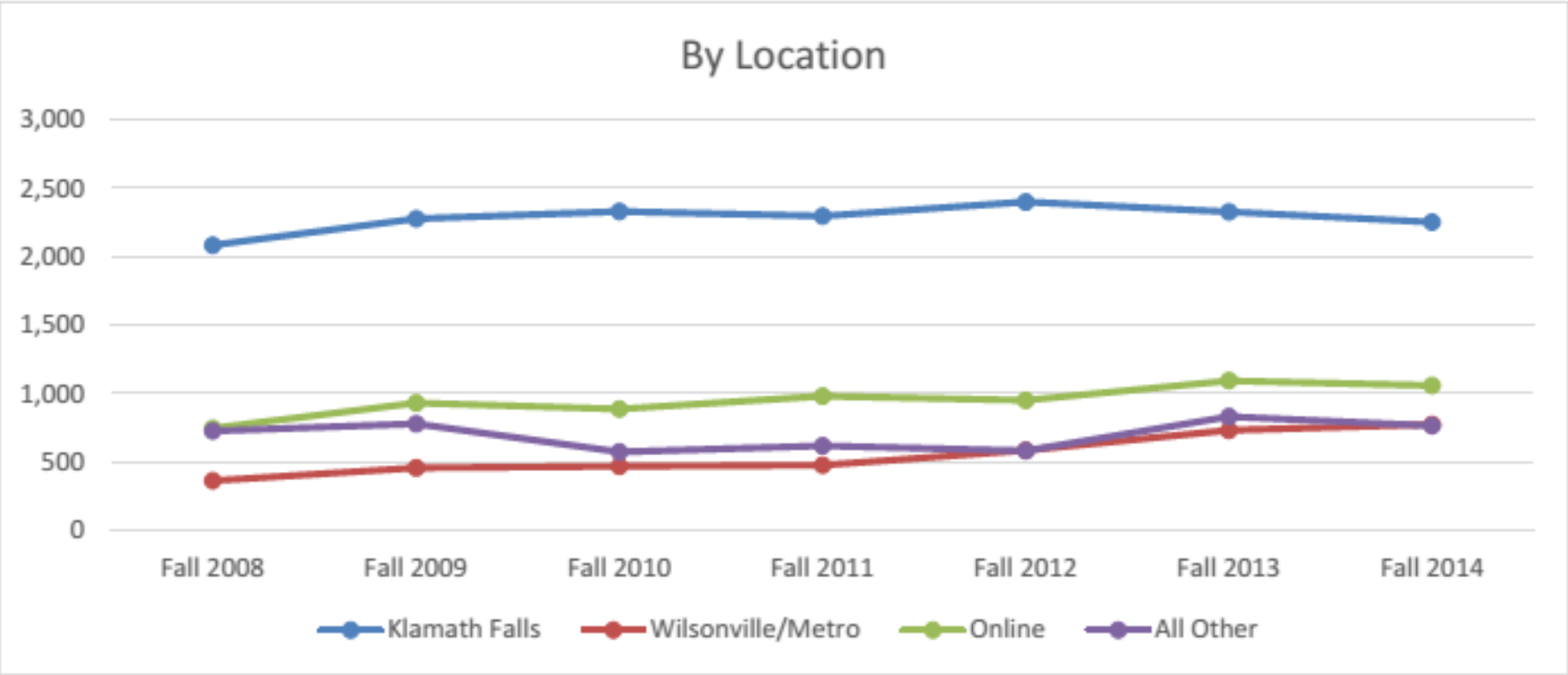
750 by 2020
+325

Extension

900 by 2020
+100

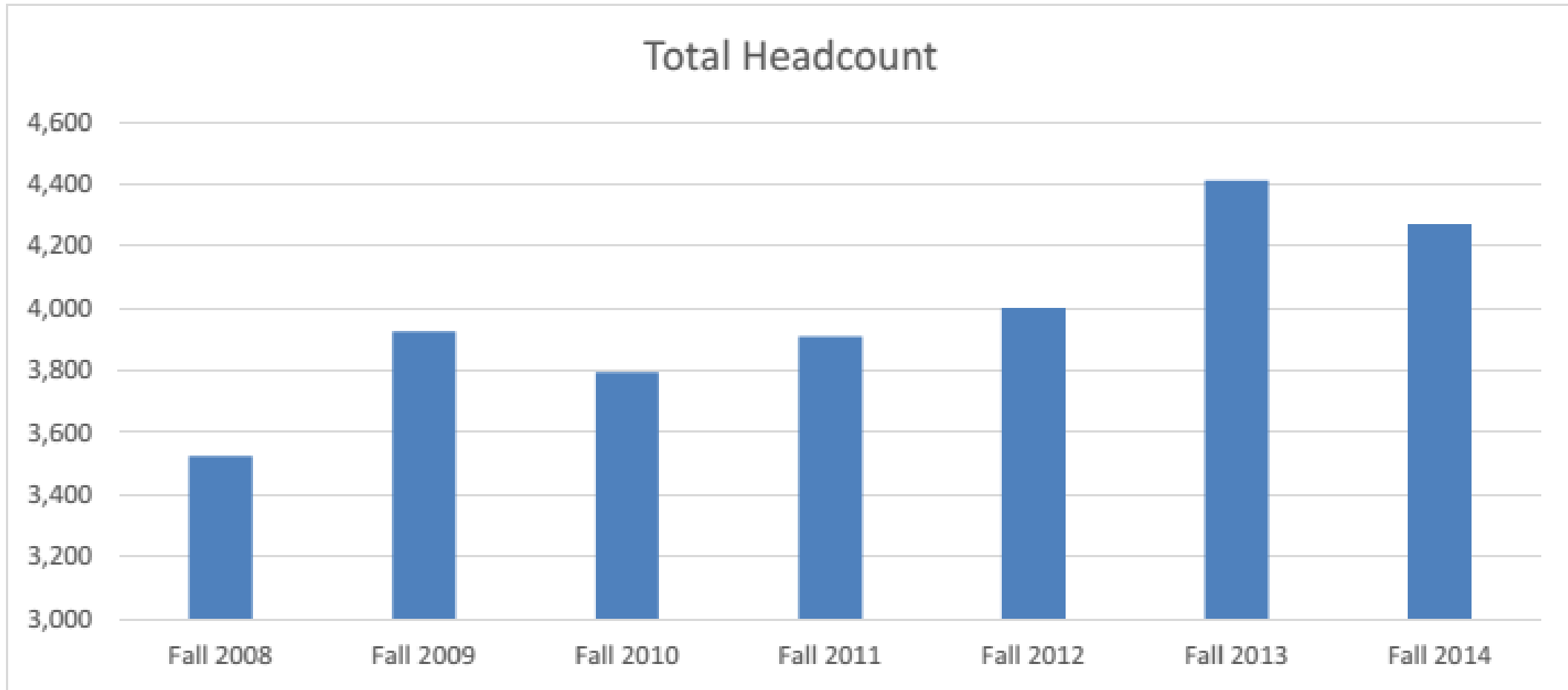


Our diverse quadrants = One student-focused university



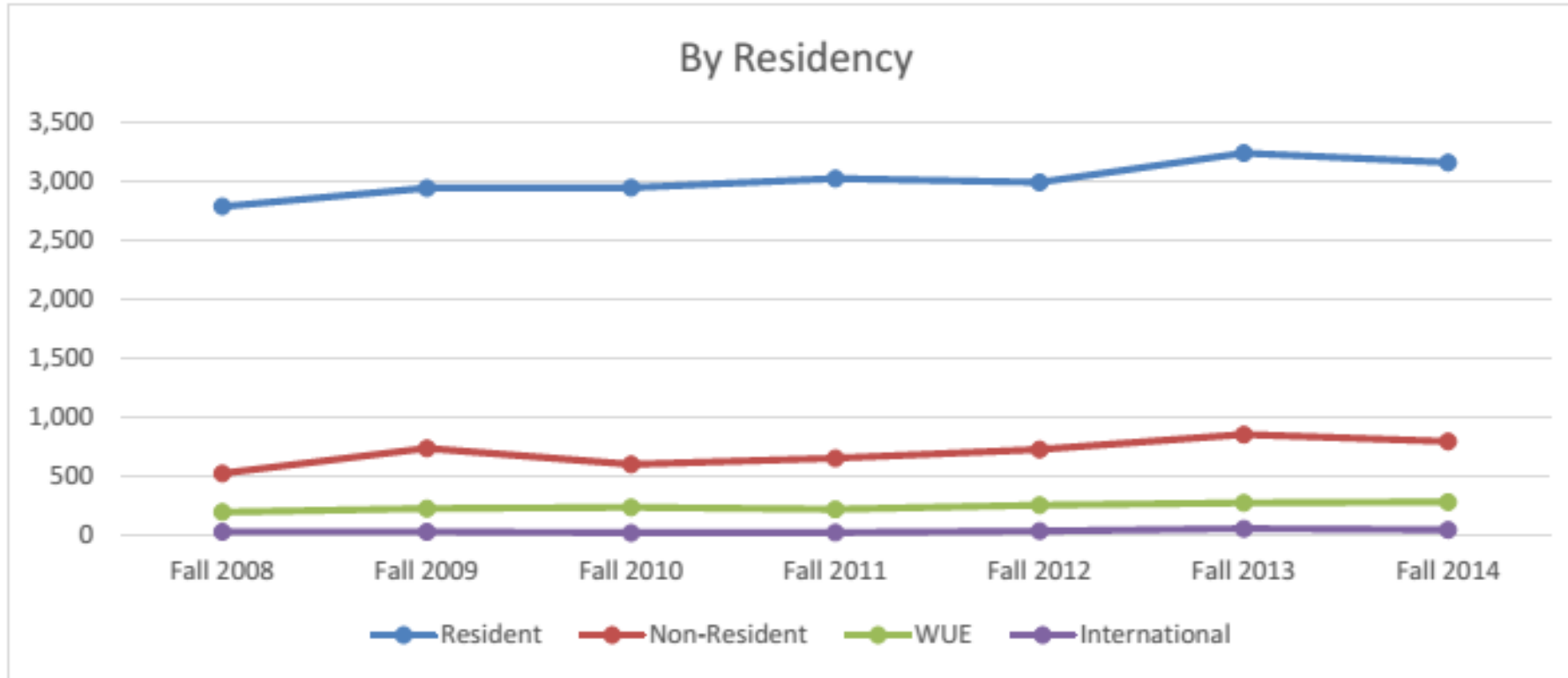
	Fall 2008	Fall 2009	Fall 2010	Fall 2011	Fall 2012	Fall 2013	Fall 2014
Klamath Falls	2,084	2,278	2,330	2,297	2,400	2,326	2,253
Wilsonville/Metro	363	456	468	478	584	731	774
Online	746	930	887	980	951	1,093	1,058
All Other	727	778	573	619	581	831	766
* Unduplicated Total	3,525	3,927	3,797	3,911	4,001	4,414	4,273

Growing to serve mostly Oregon students



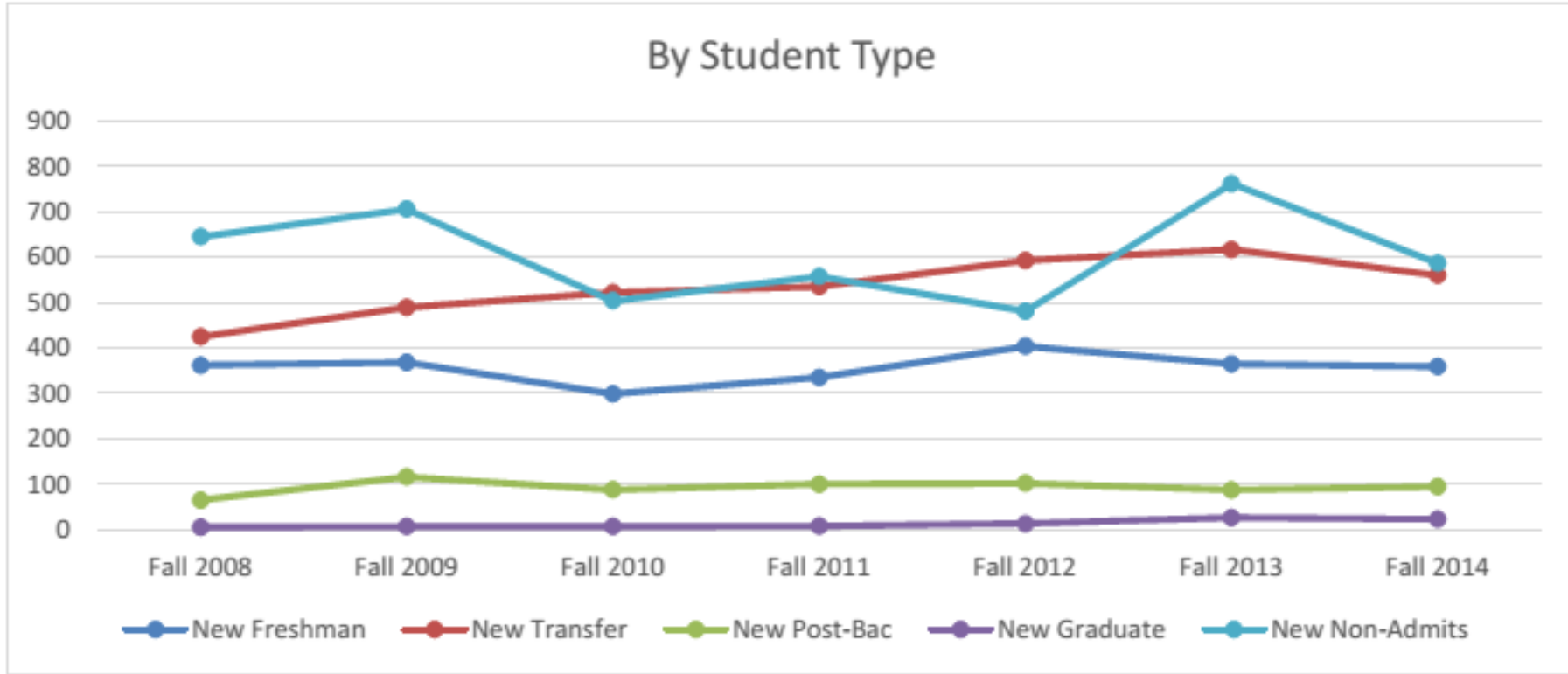
	Fall 2008	Fall 2009	Fall 2010	Fall 2011	Fall 2012	Fall 2013	Fall 2014
Total Headcount	3,525	3,927	3,797	3,911	4,001	4,414	4,273

Serving Oregonians while attracting others...



	Fall 2008	Fall 2009	Fall 2010	Fall 2011	Fall 2012	Fall 2013	Fall 2014
Resident	2,785	2,943	2,945	3,024	2,990	3,238	3,157
Non-Resident	522	733	600	650	725	852	793
WUE	193	225	234	217	252	271	280
International	25	26	18	20	34	53	43
Total	3,525	3,927	3,797	3,911	4,001	4,414	4,273

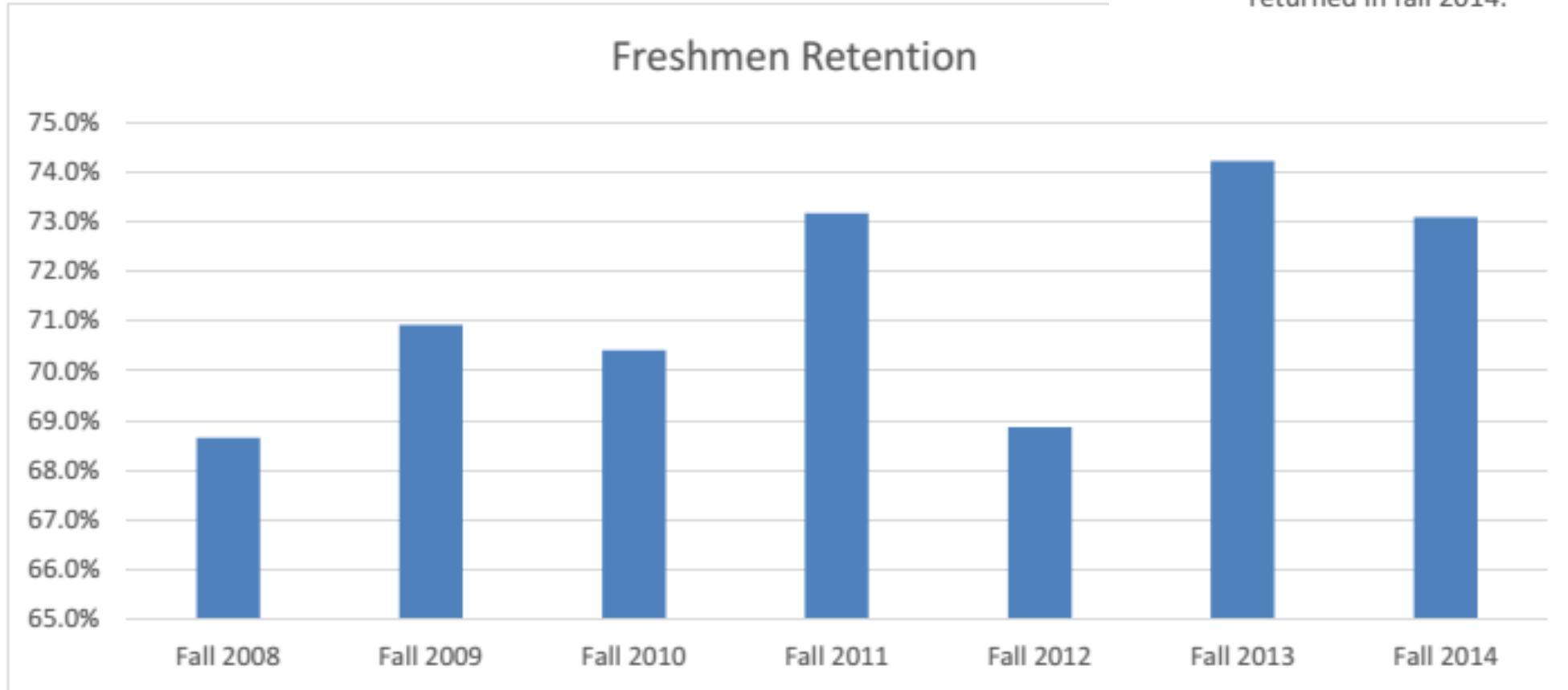
New students with more disparity of preparation for college



	Fall 2008	Fall 2009	Fall 2010	Fall 2011	Fall 2012	Fall 2013	Fall 2014
New Freshman	362	368	299	335	404	365	359
New Transfer	425	489	522	535	593	617	560
New Post-Bac	65	116	88	100	102	87	95
New Graduate	5	7	7	8	13	26	23
New Non-Admits	645	706	504	558	481	762	587
Total	1,502	1,686	1,420	1,536	1,593	1,857	1,624

Retention, Retention, Retention!

Retention of First-Time, Full-time freshmen from fall to fall (4th Week). Example: Fall 2014 retention is new students that started in Fall 2013 as full time students and returned in fall 2014.

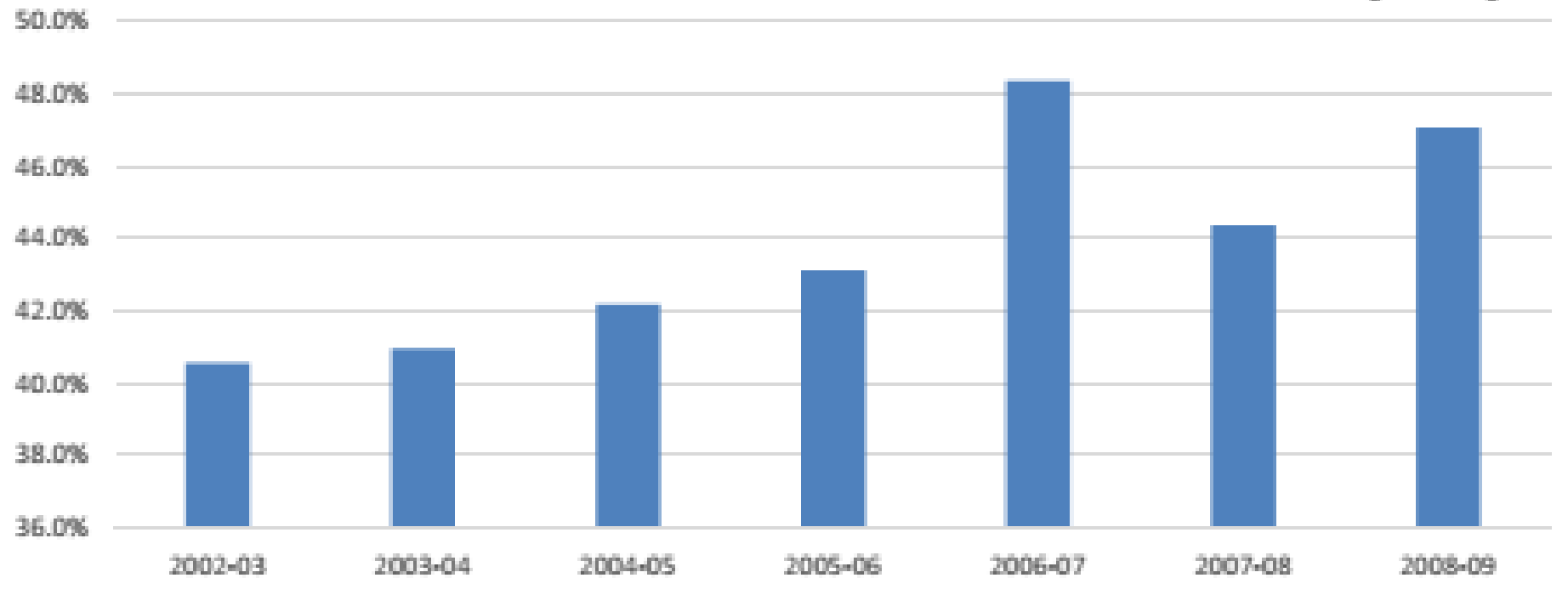


	Fall 2008	Fall 2009	Fall 2010	Fall 2011	Fall 2012	Fall 2013	Fall 2014
Starting Cohort	268	344	355	287	318	388	342
Retained Next Fall	184	244	250	210	219	288	250
Freshmen Retention	68.7%	70.9%	70.4%	73.2%	68.9%	74.2%	73.1%

Graduation, Graduation, Graduation!

Six year graduation rate of first-time full time freshmen. Because Grad rates need to look back 6 years, 2008-09 starting cohort is the most recent data available. This data was received from HECC (OUS) and represents official OIT Grad rates. Actuals may be slightly higher due to degree timing.

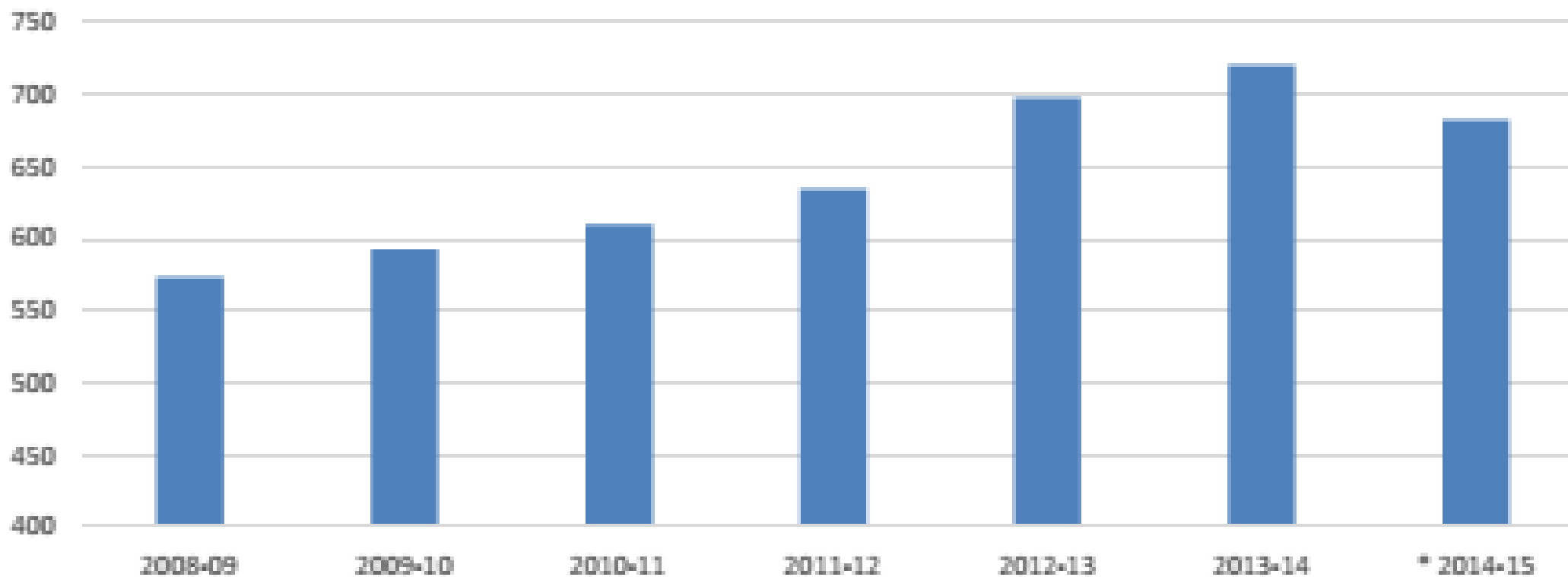
6 Year Graduation Rate



	2002-03	2003-04	2004-05	2005-06	2006-07	2007-08	2008-09
Starting Cohort	318	332	301	248	277	268	344
Graduated within 6 Years	129	136	127	107	134	119	162
6 Year Graduation Rate	40.6%	41.0%	42.2%	43.1%	48.4%	44.4%	47.1%

Retention increases = degree outcomes

Degrees Awarded



	2008-09	2009-10	2010-11	2011-12	2012-13	2013-14	* 2014-15
Degrees Awarded	574	593	610	635	698	721	683

Quality, Delivery, Opportunity!

- Good and growing reputation
- Polytechnic niche (focused, relevant mission)
- TRUs
- Student and Teaching centric
- Our own Board of Trustees
- Diverse locations/styles of course delivery
 - Rural, residential
 - Urban, industry-serving
 - Online and hybrid
 - Extension



New programs breaking new ground

- **Population Health Management:** meeting emerging needs in proactive, population specific healthcare
- **Emergency Management Services:** dual tracks meeting emergency care needs and the emerging approach of proactive paramedicine



Strength through Collaborations

- Focus on partnerships with other colleges and universities (2+2; 3+2; 4+1; etc.)
- Focus on dual enrollment and college credits for community college and high school students
- Flexibility and nimbleness in programs
- Community connection in Klamath Falls

Oregon **TECH**
Convocation



SOUTH METRO-SALEM
STEM
Partnership



Reaching students through teachers

Oregon TECH
Convocation



PLTW

Project Lead the Way @ Oregon Tech since 2005

- Only PLTW Affiliate University in Oregon providing **K-12 STEM teacher training**
- Certified over **175 teachers**, reaching over **4,000 students**, in last 3 years (**350** teachers since inception)
- **3** community colleges, **48** high schools, **37** middle schools and **6** elementary schools teaching PLTW curriculum
- **Courses** include Introduction to **Engineering** Design, Principles of Engineering, and **Automation & Robotics**



Growing our own, getting known

South Metro-Salem STEM Partnership/Hub

In just 15 months:

- Added **40+ new sections** of STEM dual credit courses for HS students, qualifying 24 HS teachers to award college credit
- Launched Oregon Connections pilot, online matching connects STEM Professionals with students and educators. **1,200+ K-12 students** benefited so far
- **40 teacher-leaders** from 15 school districts trained to expand STEM learning for their students
- Developed **credibility as a statewide leader** among the Hubs for connecting students, educators and community to support STEM learning



Want more?
Go to STEM
Hub session
today @
3:00.

ETIC: accelerating engineering growth

- **\$2.2 million** for Oregon Tech in 2015-17, up from \$1 million in 2013-15
- Fund **growth** in engineering and technology programs, particularly applied, industry specific fields;
- **Recruit faculty** to develop new portfolio of ABET-accredited engineering programs to meet diverse industry needs (REE program an example)
- Fuel increase in **quality**, recognition of Oregon Tech's engineering programs
- Has helped **double the number** of engineering and technology students, resulting in Oregon Tech contributing to over 20% of all graduates for the State of Oregon in ETIC disciplines at the undergraduate level.



Grants help students, extend research agenda

Oregon TECH
Convocation

Just since July 1, 2015: \$1.8 million of new funding from federal, state and private entities, including:

- **Tech Opportunities Program**, TOP, \$1.2 Million federal TRIO funding for five years for student support
- Natural Sciences professor, Dr. Kerry Byrne, \$41,080 grant from the U.S. Fish and Wildlife Service for **endangered plant research**
- National Institute for Transportation and Communities \$96,133 in grants to Engineering professors Dr. C.J. Riley and Dr. Roger Lindgren for student scholarships, activities in transportation programs, including structural health **monitoring of bridges**
- Psychology Program professors, Dr. Trevor Petersen and Dr. Maria Lynn Kessler, 2-year \$213,333 contract, Oregon Department of Human Services, Child Welfare to oversee applied psychology students working with **at-risk families** in Klamath County
- National Park Service extended Natural Sciences professor Dr. Jherime Kellerman's \$67,789 in funds to continue work at Crater Lake National Park to conduct **climate change scenario planning** for montane and subalpine species



Areas that Need Our Immediate Attention

- How to offer an environment that supports **research opportunities** for faculty, staff, and students
- Providing *options* for long-term **faculty tracts** outside of teaching focus
- Need more **off-ramps** for students who do not qualify for limited-enrollment majors (e.g., MIT)
- **Staff reductions** in past several years to balance declining budgets and support instruction as much as possible: we're too lean in support services for students, faculty, and our community partners (e.g., K-12, community colleges, industry, etc.)



Oregon Tech's Vulnerabilities

- We're very behind on data for decision making (dashboards, metrics, IR)
- Very high percentage of Pell-eligible & first-generation students
 - Preparation for college
 - Student support
- Legislative and/or executive management of tuition increases, capital bonding, salaries, benefits, savings, etc. (i.e., external micromanagement)
- Too much reliance on State support



Future Opportunities for Oregon Tech

- Build on polytechnic reputation and community connections for enhanced, locally focused economic development [Oregon's Polytechnic University]
- Build on successes in CTE and K-12 STEM&M connections (emphasizing "TE" and "&M")
- Build on value, both immediate and long term, of an Oregon Tech degree
- National growth & recruitment
- Certificates, Badges, Micro-degrees, and other industry-focused opportunities



Future Opportunities for Oregon Tech

- Faculty-industry connections
- Mid-level professional health sciences
- Applied MS degrees
- Student-centric problem-solving projects
- Additional, creative online & hybrid courses
- Smaller, rural markets (Community College connections; ?traveling lab van?; expand extension)
- Student recruitment & retention (facilities & housing; student recreation center; equipment; safety)





Academic Plan Update



Academic Plan Initiatives

- General Education
- Rural Health Care
- NTTF
- PIT Crew
- New engineering building
- OREC
- Salary Comparators



Investment in student services

- Targeted funding of \$465K (out of \$30M) for student support services to produce:
 - Increased success for another 120 low-income students through comprehensive advising peer counseling
 - 70 Oregon Tech students and high school student improve outcomes through unique texting projects
 - Completer scholarships of \$1,200 for 150 students
 - Targeted outreach to underserved Oregonians
- Will invest in strategic enrollment management expertise to align enrollment, tuition, retention



Investments provide valuable opportunities

- New engineering building – campus-wide consultations beginning soon
- Online degrees and degree-completion programs
- Deferred maintenance
- \$1.8 million in new technology projects, upgrades over next 3 years
- Soccer project
- Enrollment Management
- More space in Wilsonville





Budget and Finance Update



Oregon Tech 2020

- Student Success
- Faculty & Staff Success
- Student Access & Diversity
- University Financial Success
- Economic & Workforce Connections



Awardees Photos!

Awardees of Foundation, Classified and Presidents Awards please come up for your photo now!

