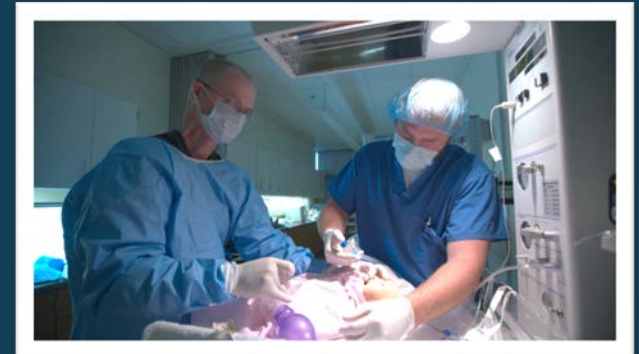



Strategic Enrollment Management Update



Oregon **TECH**

Oregon Institute of Technology

Dr. Erika Veth, Associate Vice President, Strategic Enrollment Management; Dean, Online Campus

Board of Trustees Meeting: November 15, 2018

Overview: Strategic Enrollment Management



Budget expansion

Fall '19 recruitment and beyond (reaching target of 7500)

International recruitment

Educational Partnerships & Outreach

Data-based decision making and strategic planning

Fall 2018 Headcount

Headcount Using Primary Campus	Student Headcount			
	Fall 2017	Fall 2018	Difference	% change
Klamath Falls	2,182	2,218	36	1.6%
Portland-Metro	827	870	43	5.2%
Online	688	642	-46	-6.7%
Other	191	169	-22	-11.5%
Subtotal (Excluding High School)	3,888	3,899	11	0.3%
ACP Dual Credit at HS	1,509	1,377	-132	-8.7%
HST Dual Credit at OIT	93	65	-28	-30.1%
Subtotal (High School Students)	1,602	1,442	-160	-10.0%
Grand Total	5,490	5,341	(149)	-2.7%

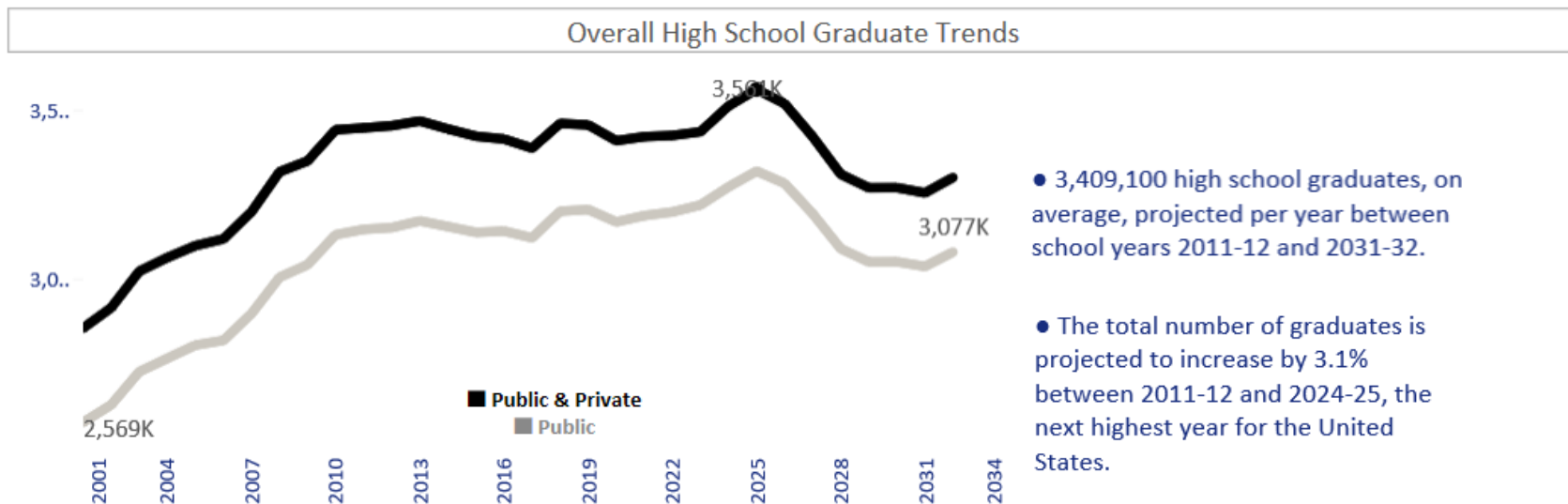
Fall 2018 Overview...continued

Credit Hrs Using Course Campus	Student Credit Hours			
	Fall 2017	Fall 2018	Difference	% change
Klamath Falls	26,007	25,936	-71	-0.3%
Portland-Metro	7,552	7,543	-9	-0.1%
Online	6,558	7,544	986	15.0%
Other	1,182	1,160	-22	-1.9%
Subtotal (Excluding High School ACP)	41,299	42,183	884	2.1%

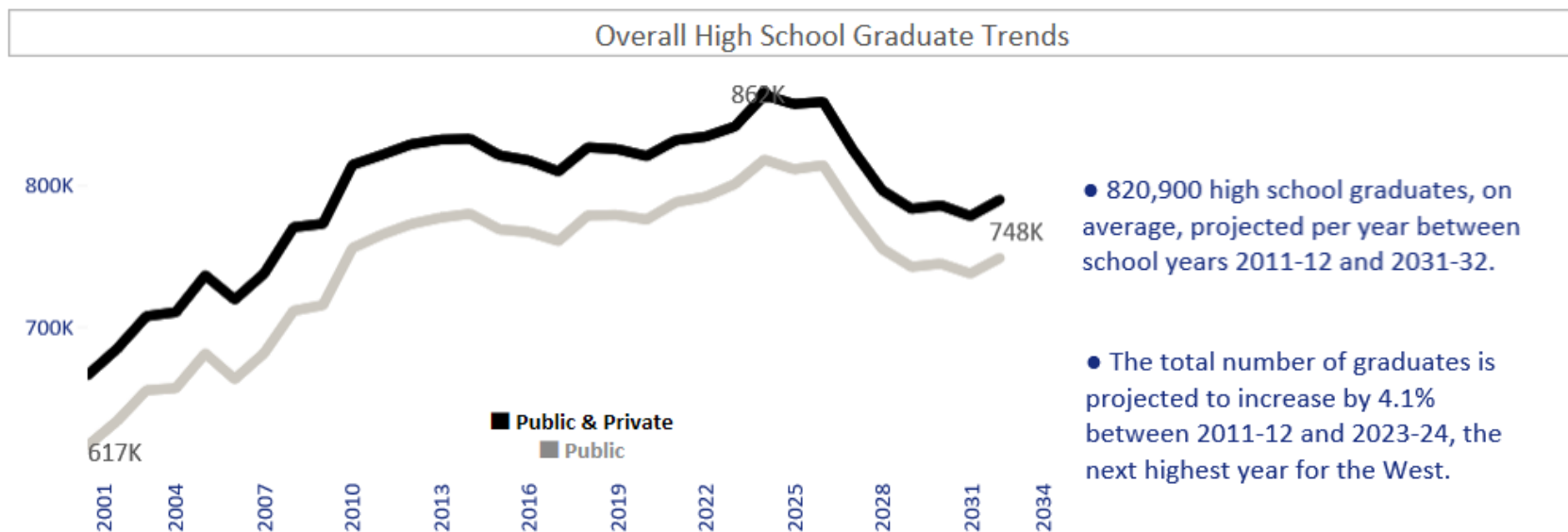
New & Continuing Students

- Multi-year decline in new students, excluding dual credit
- Increase in number of graduating students during 2015-16 (777) & 2016-17 (793), decline in 2017-18 (746)
- First-time decline in dual credit students
- Smaller classes mean more to recover

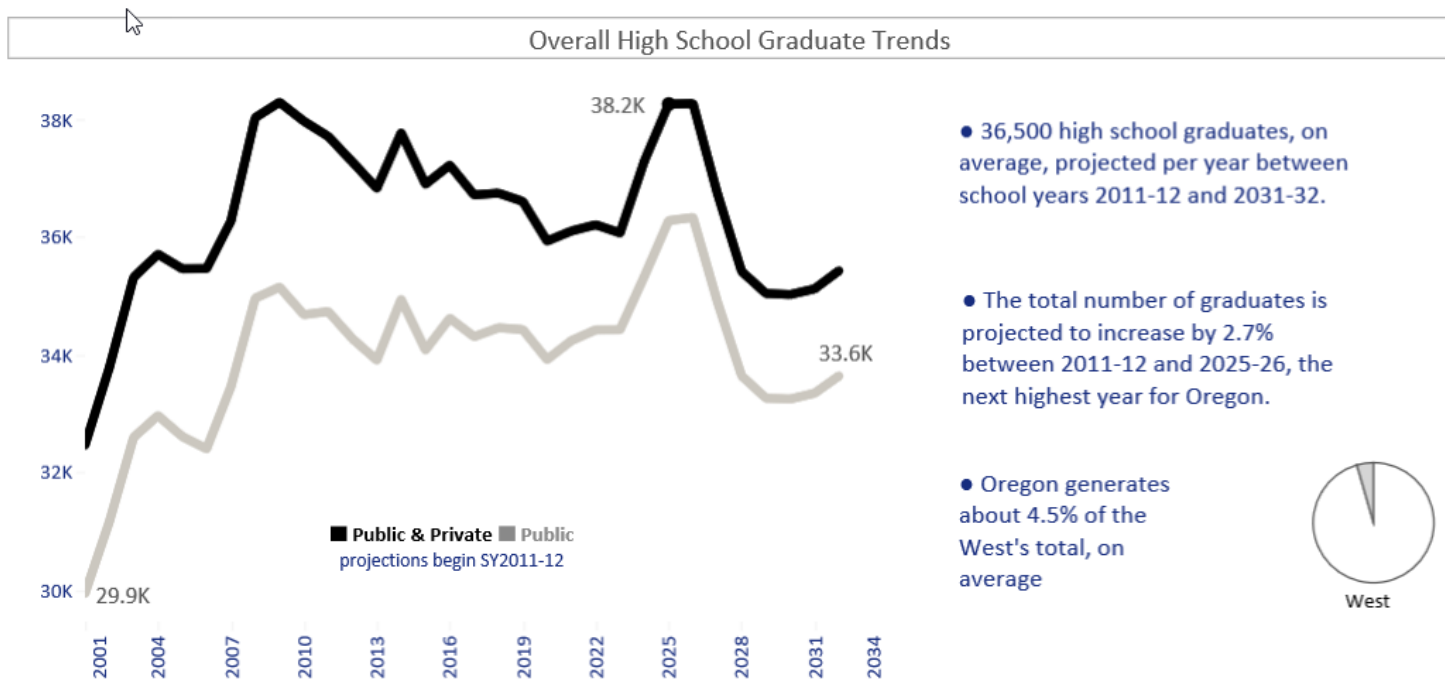
National High School Graduation Trends



High School Graduation Trends in the West



Oregon High School Graduation Trend



Financial Aid Strategy

EAB Partnership

Date changes

Discretionary funds

Extended Presidential Scholarship application deadline to Aug. 15th (instead of March 1st); many transfers apply for admission after they graduate spring term which was too late.

Extended Presidential Scholarship application deadline for freshmen to June 15th

Fall '19 Recruitment (& beyond)

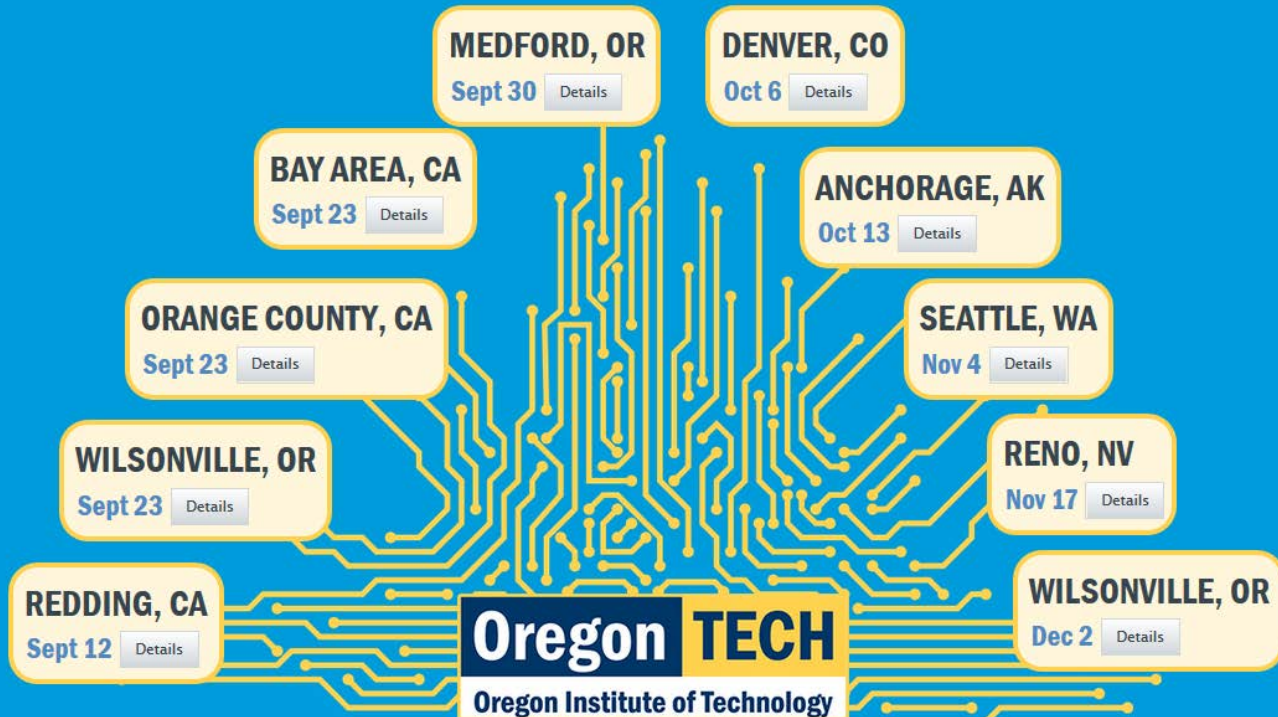
- Strategy to reach target of **7,500**)
 - New Admissions **tactics**
 - Admissions **visiting** 3-4 high schools per day, many in Portland area
 - Expanding **influencer** event locations and increasing frequency
- Admissions hiring Portland-based transfer **recruiter**
 - Added Communication **Specialist** & Data **Specialist** in Klamath Falls
 - Admissions developed a **fast-response** communication plan
 - Expanding **territories** for recruitment
 - Moving to new **CRM**, away from Recruit

Discover

Oregon TECH

Oregon Institute of Technology

Learn about our nationally ranked programs, the admissions process, and the long-term value of an Oregon Tech degree.



Travel Schedule

- Alaska, Arizona, California, Colorado, Hawaii, Idaho, Oregon, Texas, Utah, Nevada, & Washington during September, October, & November
- Spring travel expanding to 17 new Discover Oregon Tech events in these regions
- <https://www.oit.edu/admissions/general-info/visit/travel-schedule>



International Recruitment



Exploring partnerships

Collaborating with Academic Affairs and Student Affairs

Certified to recruit and enroll F-1 students

Developing timeline, resource needs, and strategy by January with report out to Board in the spring

Educational Partnerships & Outreach (EPO)

Changing the way we
talk about dual credit

Community college partnerships

Hiring transfer outreach position; focus on forming, nurturing relationships with community colleges, military operations for creation of transfer pipelines

Dual Credit strategy

Aligning strategy with Admissions—
1-2 punch

Maintain headcount, limit credit hours

Partnering across the state to sponsor and support STEMM- related high school events

Transition focus to STEM courses

Data-based decision making

Working to develop dashboards for internal stakeholders

Contracted with Millennium FAST to deliver regular data reports for internal use.

Dashboard development for better tracking

Reports requested include:

- Dual-credit matriculation
- Retention data
- Funnel dashboard
- Not-coming data
- Program enrollment data
- Course planning data

Strategic planning


Dana Onorato, AVP now also working in collaboration with Portland-Metro campus representation

Janelle Knaggs, Project & Technology Manager

James McPherson, Marketing Specialist for academic program support

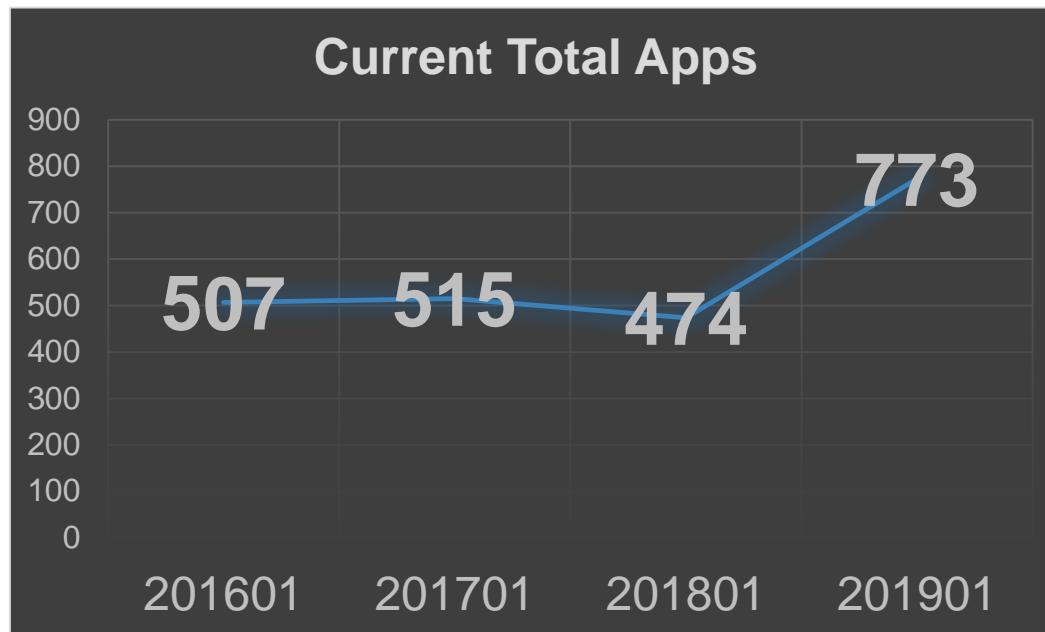
Retention: Professional advising planning

Aligning strategy with Admissions, Online Education, & EPO



By year end aim for every program to have fact sheet, postcard, and fold-out poster brochure.

Fall 2019 Applications



Additional Investments Proposed to President

Initiative	Increase requested
EAB	\$140,000
College Board	\$25,000
Admissions S&S/Travel	\$220,000
Discretionary Funds	\$50,000
Additional staff	\$145,000
Robust Student Worker Pool	\$75,000
Marketing for SEM initiatives	\$100,000
TOTAL	\$755,000
Total current SEM budget	\$ 3,633,864
Total proposed SEM budget	\$ 4,388,864

Headcount Targets

HEADCOUNT Projections: 4th Week Fall

	2018-19	19-20	20-21	21-22	22-23	24-25	25-26	26-27
Number	5341	5412	5650	6000	6400	6736	7017	7300
Growth	--	1.3%	4.2%	5.8%	6.3%	5.0%	4.8%	4.0%

Excited for the Future

- Looking forward to growing our enrollments in areas where it makes most sense
- New partnerships
- New focus on strategy and data-based decision making
- Strong, focused team approach to enrollment growth

