

# Submitting COVID-19 Vaccine Requirement Docs

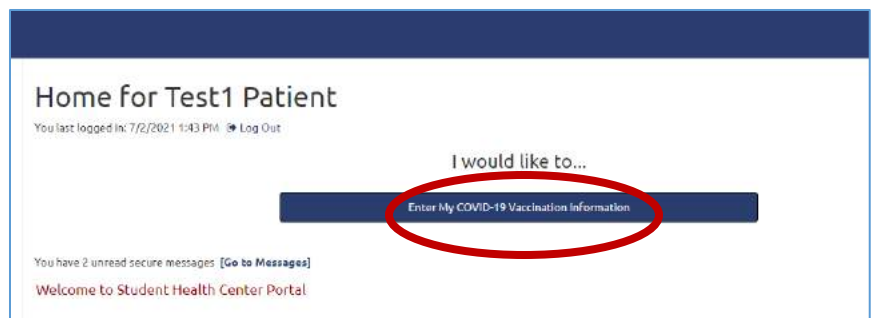
Prior to submitting your documentation, you will need to choose to do one of the following:

1) Complete the full series of the COVID vaccine; 2) Have a medical provider complete the COVID-19 Medical Exemption form; or 3) Watch the required educational module (available at this [link](#)) and complete the COVID-19 Non-Medical Exemption Form.

**Step 1: Log Onto TechWeb at <https://techweb.oit.edu/students>**

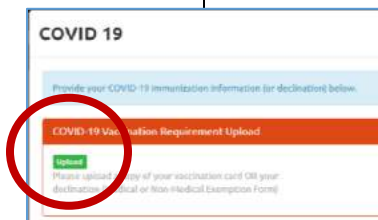
**Step 2: Click on the “My Health” Icon, & “My Health Portal”** - Entering your Date of Birth using a 4-digit year opens the portal

**Step 3: Click on “Enter My COVID-19 Vaccination Information”**



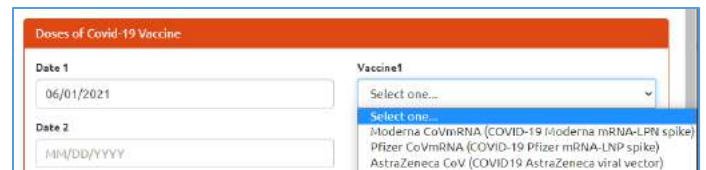
**Declination (Claiming Exemption)**  
**Step 4: Upload Your COVID-19 Medical or COVID-19 Non-Medical Exemption Form**

**Attestation (If You Are Immunized)**  
**Step 4: Upload Your COVID-19 Immunization Card**



**Step 5: Click ‘Done’**

**Step 5: Enter the dates & brand of your dose(s); click ‘Done’**



**You will receive a confirmation e-mail in your secure health portal after your submission is processed.**

**Questions? Call us at 541-885-1800**

