

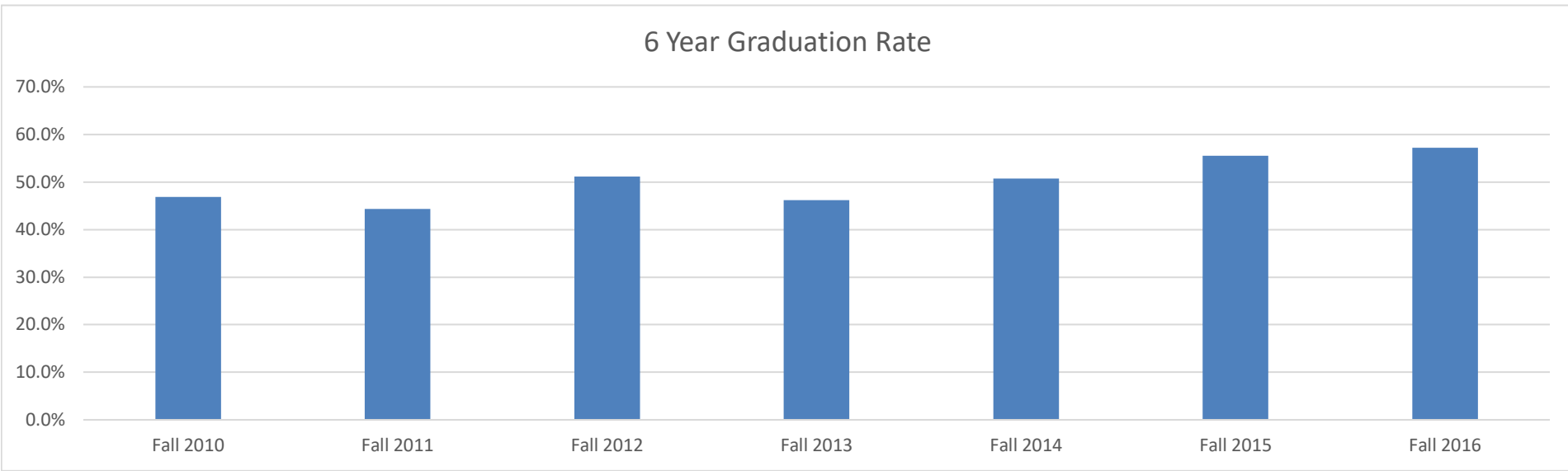


Six Year Graduation Rate, First-Time, Full Time Freshmen  
November 30, 2022

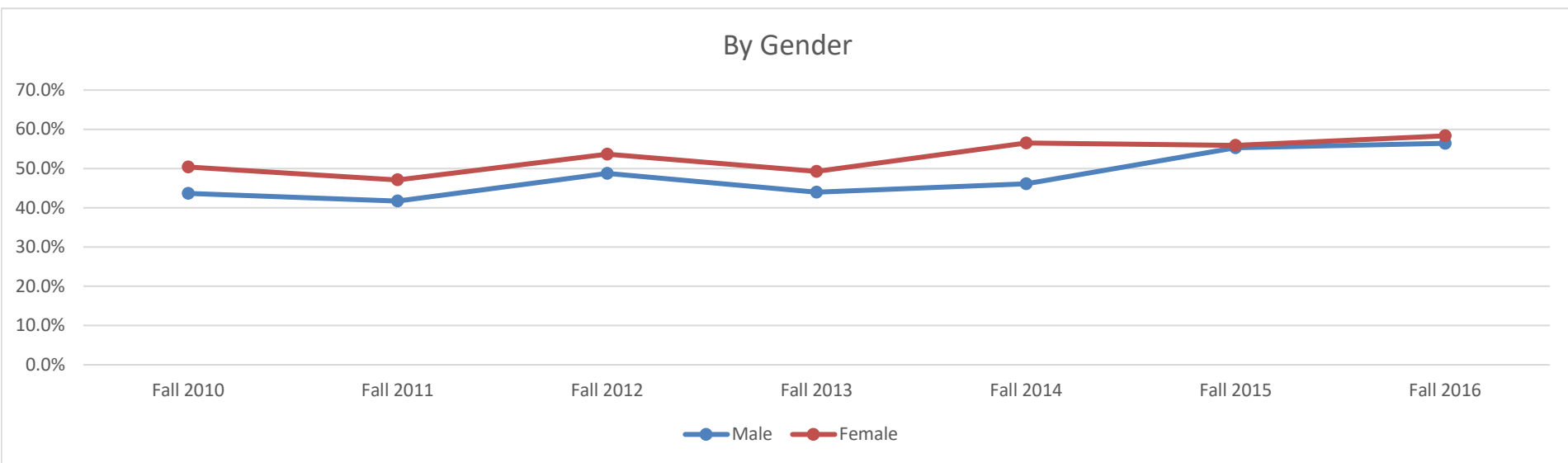
Six year graduation rate of first-time, full time freshmen.

150% Grad rates look back 6 years; therefore Fall 2016 cohort is the most current grad rate available.

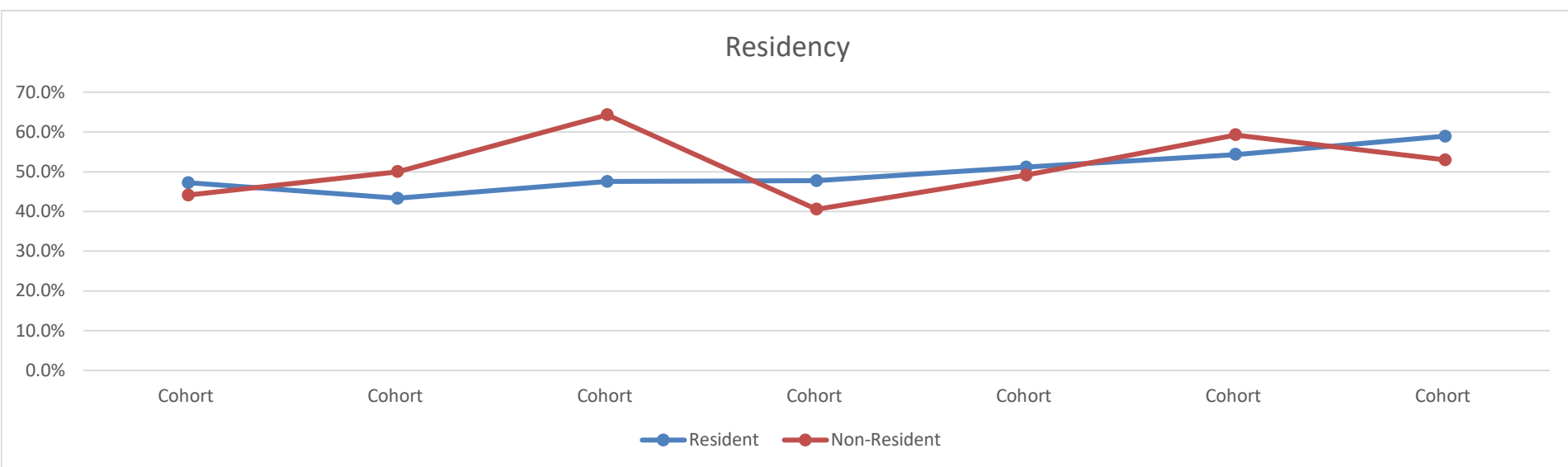
Note: Two-year degrees earned in three years or less are counted as completions within 150% of degree time.



	Fall 2010 Cohort	Fall 2011 Cohort	Fall 2012 Cohort	Fall 2013 Cohort	Fall 2014 Cohort	Fall 2015 Cohort	Fall 2016 Cohort
Starting Cohort	286	318	389	342	327	324	346
Graduated within 6 Years (150%)	134	141	199	158	166	180	198
6 Year Graduation Rate	46.9%	44.3%	51.2%	46.2%	50.8%	55.6%	57.2%



	Fall 2010 Cohort	Fall 2011 Cohort	Fall 2012 Cohort	Fall 2013 Cohort	Fall 2014 Cohort	Fall 2015 Cohort	Fall 2016 Cohort
Male	43.6%	41.7%	48.7%	44.0%	46.2%	55.3%	56.4%
Female	50.4%	47.1%	53.7%	49.3%	56.6%	55.9%	58.3%
Total	46.9%	44.3%	51.2%	46.2%	50.8%	55.6%	57.2%



	Fall 2010 Cohort	Fall 2011 Cohort	Fall 2012 Cohort	Fall 2013 Cohort	Fall 2014 Cohort	Fall 2015 Cohort	Fall 2016 Cohort
Resident	47.2%	43.3%	47.5%	47.8%	51.1%	54.3%	58.9%
Non-Resident	44.1%	50.0%	64.3%	40.5%	49.2%	59.3%	53.0%
Total	46.9%	44.3%	51.2%	46.2%	50.8%	55.6%	57.2%