

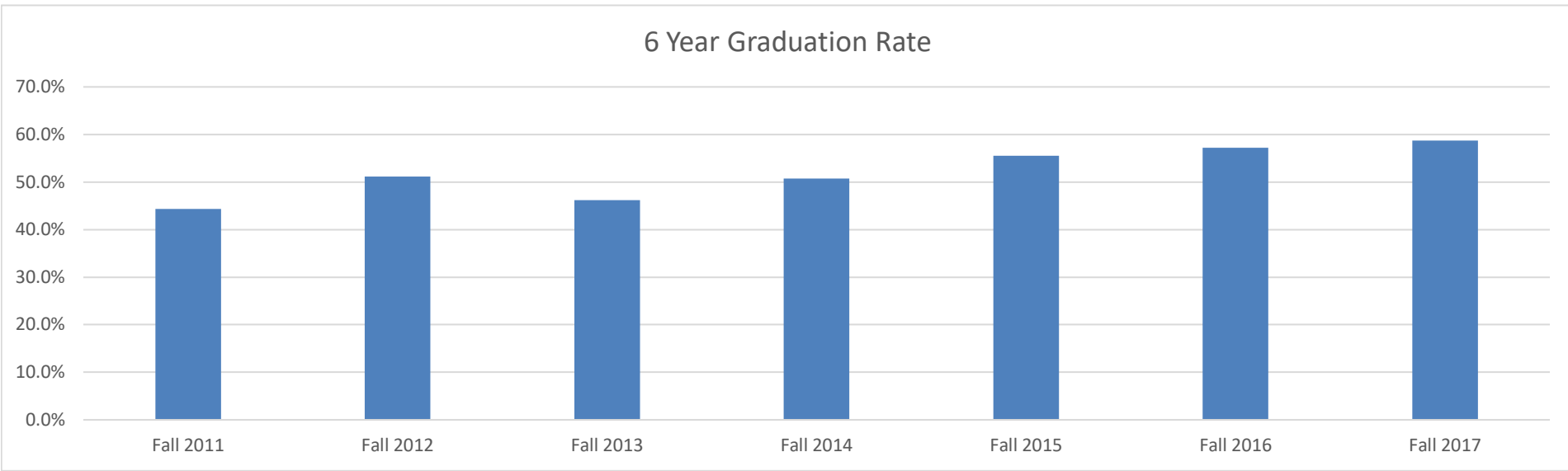


Six Year Graduation Rate, First-Time, Full Time Freshmen
March 30, 2024

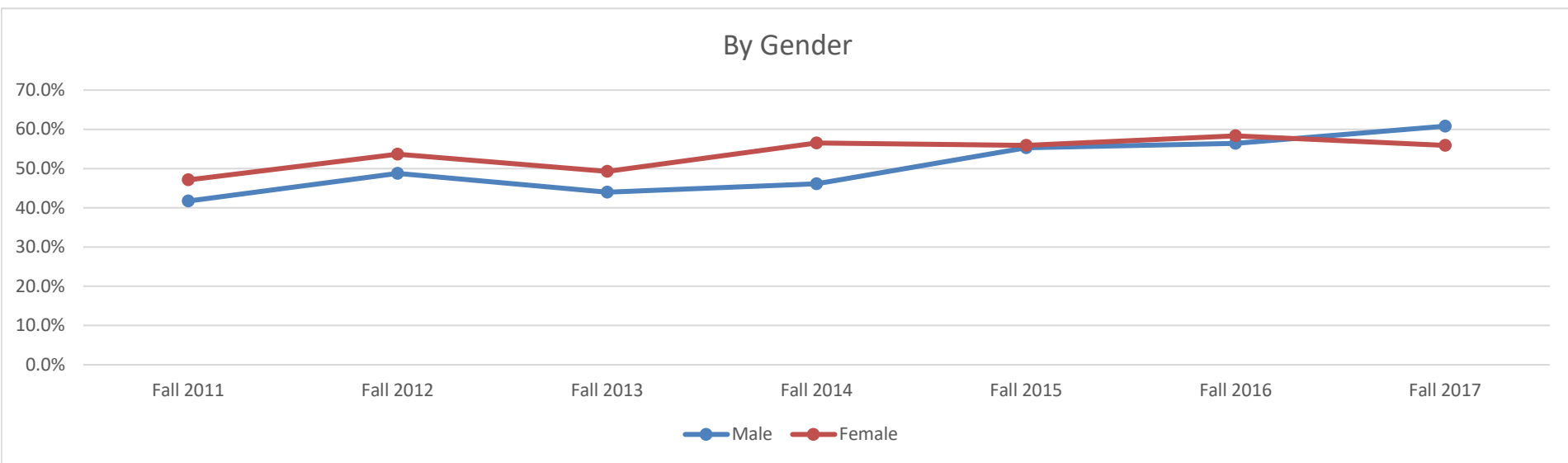
Six year graduation rate of first-time, full time freshmen.

150% Grad rates look back 6 years; therefore Fall 2017 cohort is the most current grad rate available.

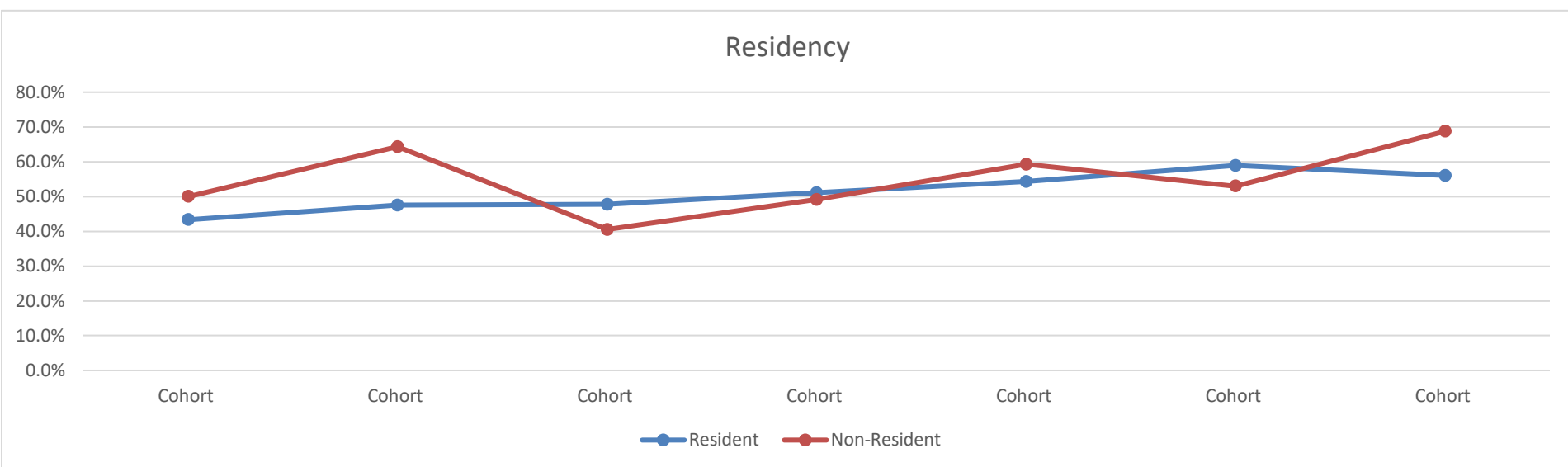
Note: Two-year degrees earned in three years or less are counted as completions within 150% of degree time.



	Fall 2011 Cohort	Fall 2012 Cohort	Fall 2013 Cohort	Fall 2014 Cohort	Fall 2015 Cohort	Fall 2016 Cohort	Fall 2017 Cohort
Starting Cohort	318	389	342	327	324	346	303
Graduated within 6 Years (150%)	141	199	158	166	180	198	178
6 Year Graduation Rate	44.3%	51.2%	46.2%	50.8%	55.6%	57.2%	58.7%



	Fall 2011 Cohort	Fall 2012 Cohort	Fall 2013 Cohort	Fall 2014 Cohort	Fall 2015 Cohort	Fall 2016 Cohort	Fall 2017 Cohort
Male	41.7%	48.7%	44.0%	46.2%	55.3%	56.4%	60.8%
Female	47.1%	53.7%	49.3%	56.6%	55.9%	58.3%	55.9%
Total	44.3%	51.2%	46.2%	50.8%	55.6%	57.2%	58.7%



	Fall 2011 Cohort	Fall 2012 Cohort	Fall 2013 Cohort	Fall 2014 Cohort	Fall 2015 Cohort	Fall 2016 Cohort	Fall 2017 Cohort
Resident	43.3%	47.5%	47.8%	51.1%	54.3%	58.9%	56.1%
Non-Resident	50.0%	64.3%	40.5%	49.2%	59.3%	53.0%	68.8%
Total	44.3%	51.2%	46.2%	50.8%	55.6%	57.2%	58.7%