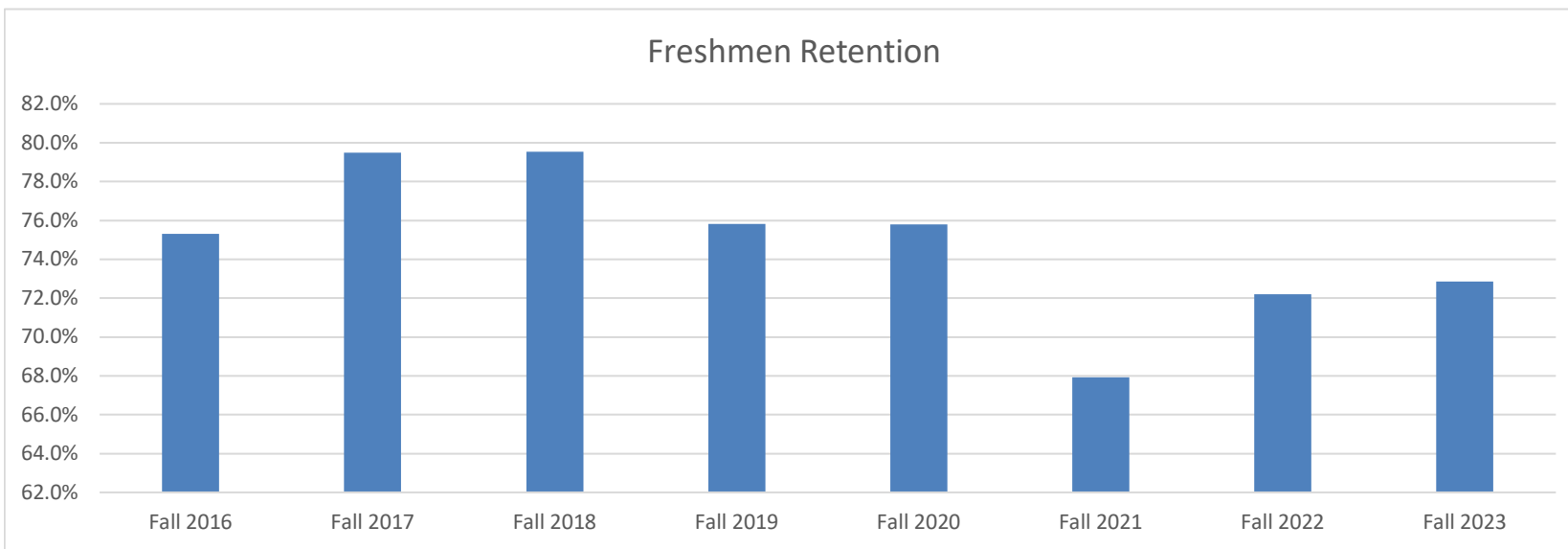


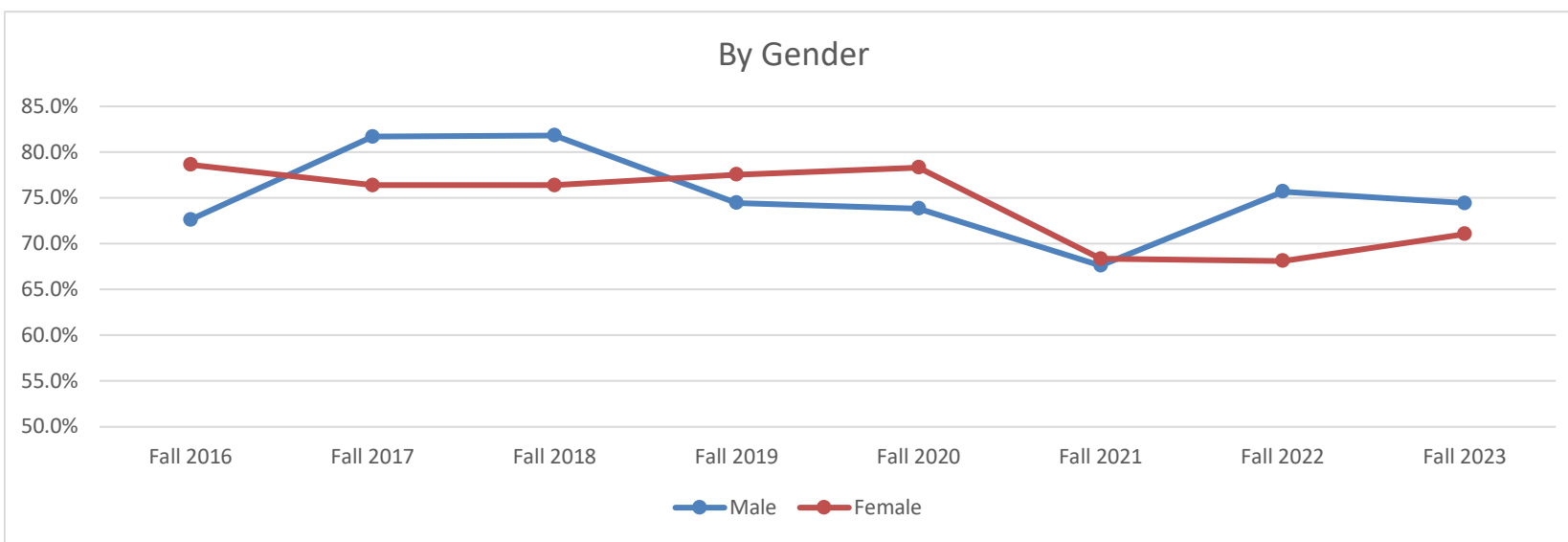


Retention New First-Time, Full-Time Freshmen (Fall to Fall)

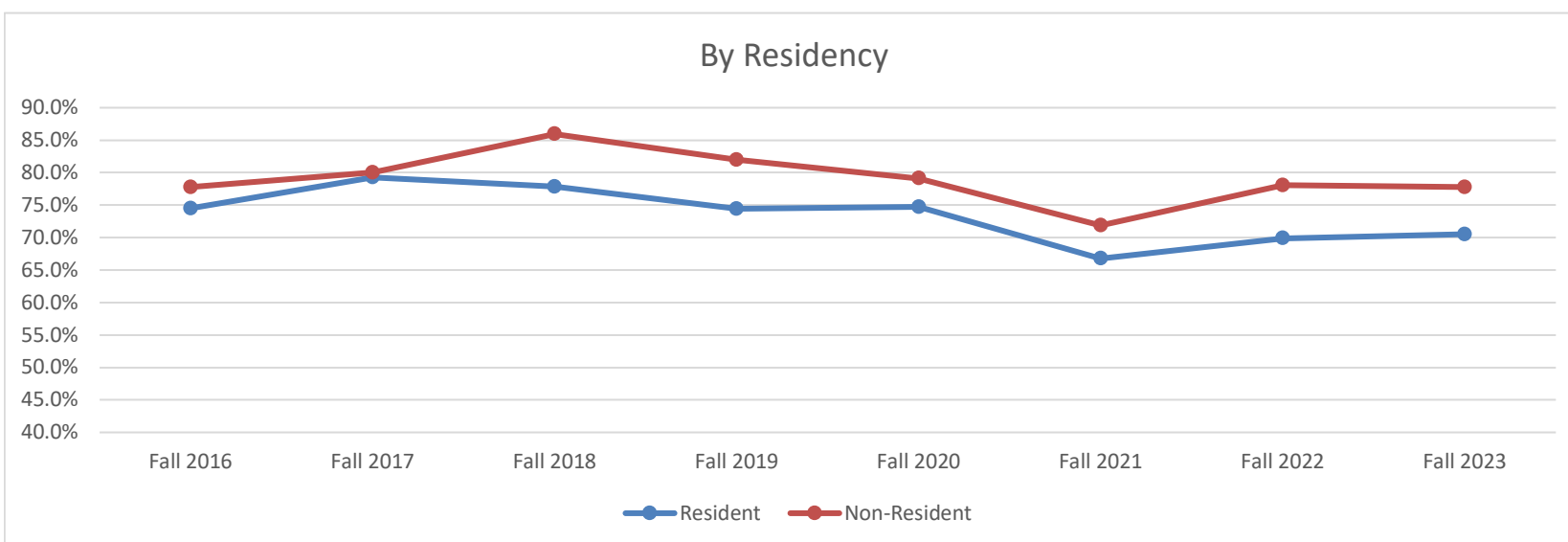
November 29, 2023



	Fall 2015 Cohort Returning Fall 2016	Fall 2016 Cohort Returning Fall 2017	Fall 2017 Cohort Returning Fall 2018	Fall 2018 Cohort Returning Fall 2019	Fall 2019 Cohort Returning Fall 2020	Fall 2020 Cohort Returning Fall 2021	Fall 2021 Cohort Returning Fall 2022	Fall 2022 Cohort Returning Fall 2023
Starting Cohort	324	346	303	331	380	424	403	420
Retained Next Fall	244	275	241	251	288	288	291	306
Freshmen Retention	75.3%	79.5%	79.5%	75.8%	75.8%	67.9%	72.2%	72.9%



	Fall 2015 Cohort Returning Fall 2016	Fall 2016 Cohort Returning Fall 2017	Fall 2017 Cohort Returning Fall 2018	Fall 2018 Cohort Returning Fall 2019	Fall 2019 Cohort Returning Fall 2020	Fall 2020 Cohort Returning Fall 2021	Fall 2021 Cohort Returning Fall 2022	Fall 2022 Cohort Returning Fall 2023
Male	72.6%	81.7%	81.8%	74.5%	73.8%	67.6%	75.7%	74.4%
Female	78.6%	76.4%	76.4%	77.6%	78.3%	68.4%	68.1%	71.1%
Total	75.3%	79.5%	79.5%	75.8%	75.8%	67.9%	72.2%	72.9%



	Fall 2015 Cohort Returning Fall 2016	Fall 2016 Cohort Returning Fall 2017	Fall 2017 Cohort Returning Fall 2018	Fall 2018 Cohort Returning Fall 2019	Fall 2019 Cohort Returning Fall 2020	Fall 2020 Cohort Returning Fall 2021	Fall 2021 Cohort Returning Fall 2022	Fall 2022 Cohort Returning Fall 2023
Resident	74.5%	79.3%	77.8%	74.4%	74.7%	66.8%	69.9%	70.5%
Non-Resident	77.8%	80.0%	85.9%	82.0%	79.1%	71.9%	78.1%	77.8%
Total	75.3%	79.5%	79.5%	75.8%	75.8%	67.9%	72.2%	72.9%