

# Assessment Update 2025

Academic Council

# Assessment Process Information

- Meet as a faculty group and document this meeting in the Program Assessment report.
- Program Assessment report Due: October 31, 2025
  - Report ISLOs from 2024-25: Communication and Teamwork
  - Report PSLOs from 2024-25 & Actions planned for 2025-26
  - Download template here: <https://www.oit.edu/academic-excellence/assessment>
- How to submit:
  - **Chairs** must submit the name of the person turning in the report to [oea@oit.edu](mailto:oea@oit.edu)
- All changes to Senior Exit surveys are also due Oct 31, 2025

# Next Sessions

Programmatic Assessment Special Session: First week of November.  
Look for a Teams invite soon.

Course Learning Outcomes Worksheet training: early winter term with the Canvas notices

Diverse Perspectives Collection training: ISLO committee to schedule

Report Submission Due: October 31 2025

Contact [oea@oit.edu](mailto:oea@oit.edu) for a program specific training and new writer training

# Assessment at OIT

---

ISLO

PSLO

CLO

<b>ISLO Three Year Academic Assessment Cycle (Student Success)</b>		
<u>2024-25 ISLO</u>	<u>2025-26 ISLO</u>	<u>2026-27 ISLO</u>
<b>Plan</b> Diverse Perspectives including Cultural Sensitivity & Global Awareness Ethical Reasoning	<b>Plan</b> Inquiry & Analysis includes problem solving & Info literacy, critical analysis & logical thinking Quantitative Literacy & Reasoning	<b>Plan</b> Communication & Teamwork
Plan: Course Selections, Assignment Design, Rubric Design, Performance Criteria, Curriculum map. Reflect and Evaluate: Plan for changes indicated from action year. Submit plan with Annual Assessment Report.		
<b>Assess</b> Communication & Teamwork	<b>Assess</b> Diverse Perspectives including Cultural Sensitivity & Global Awareness Ethical Reasoning	<b>Assess</b> Inquiry & Analysis includes problem solving & Info literacy, critical analysis & logical thinking Quantitative Literacy & Reasoning
Assess: Direct Measures- Faculty Grades (Rubric), Standardized Tests, Exams, Pre and Post Test Designs, Competency-Based Demonstrations, Portfolios Indirect Measures- Student Surveys & Reflections, Course Evaluations, External evaluations Institutional Outcomes: Graduation Rates, Retention Rates, DFWI Collected during academic year and recorded in the CLO Worksheet. Enter outcomes measured, % Students met the outcome, if performance met expectation. Summary report reviewed at following Convocation. Data and Analysis Submitted in Assessment Report due in fall.		
<b>Act</b> Analyze at Convocation Inquiry & Analysis includes problem solving & Info literacy, critical analysis & logical thinking Quantitative Literacy & Reasoning	<b>Act</b> Analyze at Convocation Communication & Teamwork	<b>Act</b> Analyze at Convocation Diverse Perspectives including Cultural Sensitivity & Global Awareness Ethical Reasoning
ACT: Close loops, make improvements and re-measure. Engage campus (professional development). Data from previous year's collection submitted with faculty analysis and action plans to be implemented during the academic year submitted in Assessment report.		

# 2024-25 Assessment Report Contents

- PLAN for Diverse Perspectives and Ethical Reasoning artifact collection
- DATA from 2024-25 academic year – Communications and Teamwork and PSLOs
- INTERPRETATIONS by faculty of data collected during 2024-25
- ACTIONS planned for 2025-26 academic year (fix gaps identified)
- CLOSE THE LOOP from 2023-24 and previous (success of previous actions)

# Tools - Individual

The screenshot shows the TECHweb Faculty Resources page. The header includes the TECHweb logo and a user profile for Rachelle Barrett. Below the header is a navigation bar with links for Home, My Requests, Faculty Resources, Employee Central, and Campus Resources. The main content area is titled "Faculty Resources" and contains a grid of 20 tool icons. Three icons are highlighted with yellow rounded rectangles: "Course Learning Outcomes", "Equity Gap Dashboards", and "Faculty Course Evaluations".

**TECHweb** Rachelle Barrett

Home My Requests Faculty Resources Employee Central Campus Resources

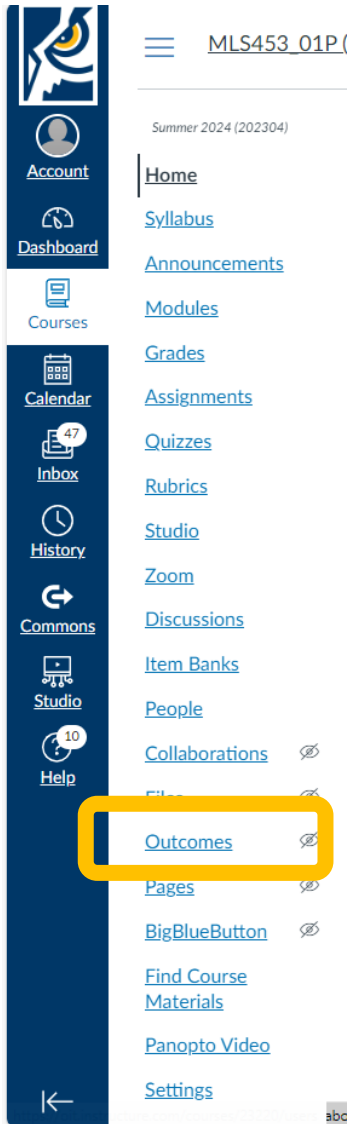
### Faculty Resources

Academic Advising	Accommodations (Faculty/Staff)	Accommodations (Student)	Canvas	Canvas Support	<b>Course Learning Outcomes</b>	Curriculum Changes	DocuSign	<b>Equity Gap Dashboards</b>	<b>Faculty Course Evaluations</b>	Faculty Forms / Guidelines
Faculty Handbook	Inspire (Advising)	Instructional Request	Libraries	Panopto	Portfolio	Registrar	Submit Textbook Adoptions	TA/SI/Tutor Course Access	Tenure and Promotion	

[Oregon Tech Home Page](#) ©2024 Oregon Institute of Technology. All rights reserved.

Schedule and individual training session with Rachelle  
Email: [Rachelle.barrett@oit.edu](mailto:Rachelle.barrett@oit.edu)

# Tools - Canvas



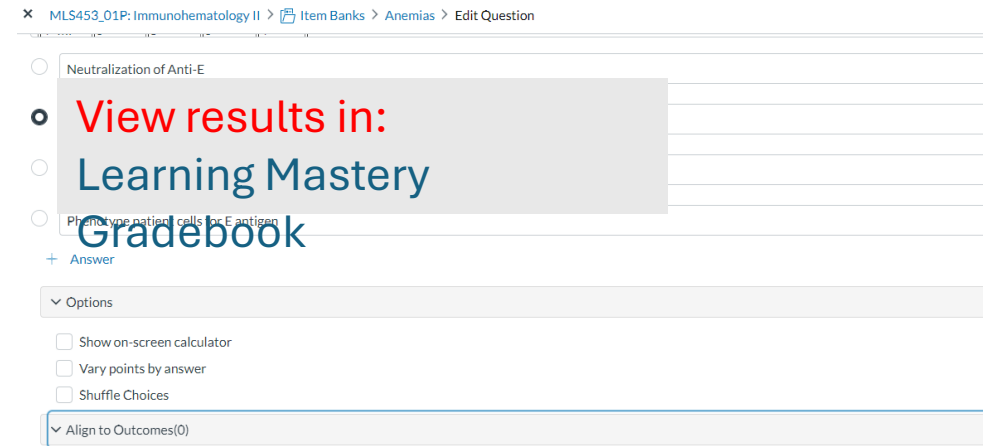
The sidebar contains the following items from top to bottom: Account, Dashboard, Courses, Calendar, Inbox (47), History, Commons, Studio, Help (10), and Outcomes (highlighted with a yellow box). Below these are links for Home, Syllabus, Announcements, Modules, Grades, Assignments, Quizzes, Rubrics, Studio, Zoom, Discussions, Item Banks, People, Collaborations, Pages, BigBlueButton, Find Course Materials, Panopto Video, and Settings.

## Add Outcomes to Course

### Outcome Groups


- Account Standards
  - College of Health, Arts and Sciences
  - Medical Lab Science
- Oregon Institute of Technology
  - ISLO**
    - Communication: Oral / Interaction Focus (20...
    - Communication: Writing Focus (2024)
    - Diverse Perspectives (2017)
    - Ethical Reasoning (2018)
    - Inquiry and Analysis (2023)
    - Quantitative Literacy (2023)
    - Teamwork (2024)
  - National History Standards
  - Psychology 101

Align Questions in:  
Item Banks



The interface shows a question titled "Neutralization of Anti-E" with a selected radio button. Below the question are options for "Show on-screen calculator", "Vary points by answer", and "Shuffle Choices". At the bottom, there is a section for "Align to Outcomes(0)" with a plus sign and a clipboard icon.

View results in:  
Learning Mastery  
Gradebook

  
Align Institution outcomes to this question.  
Browse and add outcomes by clicking here.

Email [Rachelle.barrett@oit.edu](mailto:Rachelle.barrett@oit.edu) to learn more.

# Updates to Assessment Report

- Removed DFWI from template (added to Chair's report).
- Added directions to discuss justifications for changes made to programming, mission and outcomes.
- Added directions to incorporate all 4 years in curriculum maps to encourage graduation plans within 4 years
- Changed interpretation examples to “Met” and “UnMet”
- Clarified that learning outcomes assessment data should be from the Capstone level of achievement
- Added directions to interpretations to discuss student performance in different modalities and impacts to the workforce.
- Added directions to list all programmatic and curricular improvements in the past year in the close the loop section
- Added a spot to highlight student success stories in the summary.
- Removed executive summary to chairs report.
- Removed external comparator requirement for learning outcomes and specified that it only applies to student success indicators.
- Renamed close the loop on the feedback rubric
- Added actions planned as an item on feedback rubric

Please use the example tables and the Most Updated Template.

# Assessment Tasks 2025-26

- Collect student performance for 2025-26 on PSLOs and ISLOs: Diverse Perspectives and Ethical Reasoning
  - Enter in CLO worksheet each term
- Participate in General Education Assessment processes development
- Document curricular changes made based on student performance
- Discuss student performance as a faculty group in your program(s)

# Senior Institutional Assessment Survey

- Report post grad success: 54% Response rate to this survey from our 2024-25 graduates.
  - 230 Responses
  - Fewer program assessment reports used this data
- This is what our seniors said about their time here:
  - ISLO proficiency rated >90% in all areas
    - Contribution of Oregon Tech to that was rated highest in QL and IA (>80%)
  - Satisfaction with services at Oregon Tech rated highest in library and registrar's office.
  - Best thing about their time here:
    - Cohorts, hands-on activities, small class sizes, professors and relationships with classmates
  - What attracted them?
    - Small Class sizes, reputation of their major

# Summary of 2024-25 Assessment Outcomes

## University Trends:

### Student Success Indicators

Success Indicator	2024-25	2023-24	2022-23	External Comparat or
Enrollment	5302	5111	4913	*
6-year Freshman Graduation Rate	53.8%	58.7%	57.2%	49.83% Oregon Avg
Freshman 1 year Retention	69%	72.9%	72.2%	72.5% Oregon Avg
Post-Graduation Success	Not reported in program reports	97%	Not Reported	#3 best return on investment

## Program Reports

- 89 PSLOs were assessed by programs. 83% student work products met PSLOs.
- Fewer Program reports were submitted than previous years (20 compared to 27)
- More PSLO outcomes were aligned to ISLOs.
- More actions planned discussed resources and impact to retention
- Themes and Trends:
  - Gap in Student performance on critical thinking
  - Accomplishment in student performance on evaluating literature
  - Programs looking for permanent faculty positions and study skills supports
  - Programs reported meeting with Advisory Boards and Communities for curricular and marketing support

Read the full report here: <https://www.oit.edu/academic-excellence/institutional-assessment/plansandreports>

# Institutional Learning Outcomes

## 2023-24

- QLIA data reported by 73% of programs.
  - 90% of courses assessed met QL
  - 80% met IA outcomes.
- Gaps Identified:
  - Follow-through after interpretations
  - Research for knowledge
- Accomplishments Identified:
  - Evaluating literary resources
  - Experimental design and calculations
- Actions to take:
  - Faculty education on critical thinking instructional techniques
  - Create assignments that encourage independent thought
  - Add Signature Assignment to MTH111

## Past Data-2021-22

- QLIA data reported by 53% of programs
  - 63% of courses met QL
  - 80% of courses met IA
- Gaps Identified
  - Ability to evaluate literary resources
  - Applications to financial planning
- Accomplishments Identified
  - Quantitation
  - Questioning/interpreting data
- Actions taken:
  - Student Services session on financial planning
  - Library Services session on evaluating resources
  - Standardize Outcomes in College Algebra (Transfer council)
  - Update University Rubrics

# Summary of 2024-25 Assessment Actions

## University Resources Needed

- Critical full-time faculty positions
- Staff Executive Assistant for OAE and Survey administration
- Administrative positions: DEAN of HAS, Provost, Chair of MMET, Chair of MIT
- Writing Center and Resources for English as Second Language Learners
- Math Tutoring Center support
- Faculty professional development in critical thinking instructional techniques
- Faculty professional development in cultural competency education
- Simplified Student Worker hire process
- Faculty Workload for Assessment
- Accreditation cycle master calendar
- Construction for handicap accessible labs

## Resource Needs Full-filled

- Interim and adjunct positions approved
- OER and Library investment made
- Predictive Scheduling implemented
- Construction on clinics and housing approved
- Interprofessional Collaborations implemented
- Allied Health pathways approved
- Marketing consultant firm hired
- New Advising platform implemented and faculty training completed
- New hire training Canvas course shell developed and used
- SIB series on Diverse Perspectives

# Thank You

Questions?